

Welcome!

EAST LAKE ELEMENTARY
FSA PARENT INFORMATION SESSION
WEDNESDAY, MARCH 11, 2020



What is FSA?

All Florida schools teach the Florida Standards. The Florida Standards Assessments (FSA) provide parents, teachers, policy makers and the general public with information regarding how well students are learning the Florida Standards.

FSA is a test that measures student achievement of higher order thinking skills for reading, writing, math and science.



Length of Each Test

❖ ELA Writing

➤ *One 120-minute session*

❖ ELA Reading

➤ *Two 80-minute sessions*

❖ Mathematics

➤ *Two 80-minute sessions*

❖ Science

➤ *Two 80-minute sessions*

FSA Writing

4th and 5th Grades

- Students will be asked to read one or more texts.
- The text(s) will be no more than 800-1300 words combined.
- They will respond to a text-based question prompt.
- The prompt should be in an essay format and **MUST** use text evidence to support their response.
- The response may be either informative or opinion.

10-Point Scoring Rubric

- Purpose, Focus, Organization (4 points)
- Evidence and Elaboration (4 points)
- Conventions of Standard English (2 points)

FSA ELA - Writing Example

- A planning sheet is also provided. This sheet is used to take notes and plan the writing.
- The information on this sheet will be turned in but will **not** be scored.

STUDENT NAME _____

PLANNING SHEET

Use this sheet to plan what you will write. The writing on this sheet will NOT be scored.

SAMPLE

This sheet will NOT be scored.

Example Opinion Prompt

- Write an article for the school newspaper in which you give your opinion about whether students in your school should switch classes for different subjects. Use information from the passages in your article.
- Manage your time carefully so that you can
 - *read the passages,*
 - *plan your response,*
 - *write your response, and*
 - *revise and edit your response.*
- Be sure to include:
 - *an introduction,*
 - *information from the passages as support, and*
 - *a conclusion that is related to the information presented.*
- Response should be in the form of a multi paragraph essay.
- Write response in the space provided.

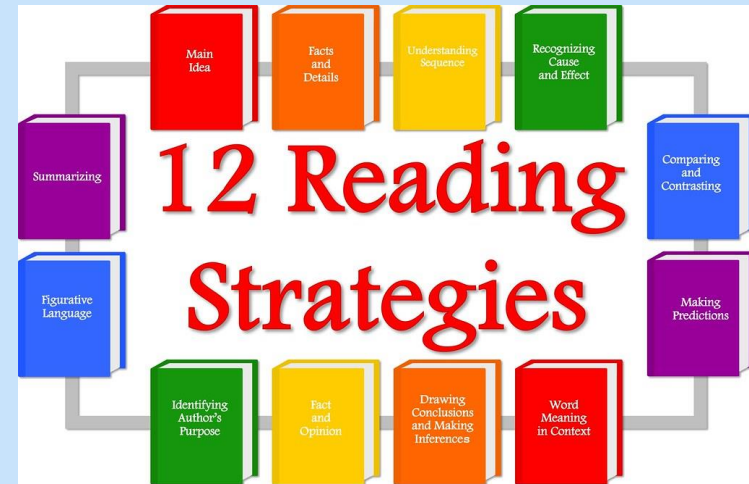
Example Informative Prompt

- Write an informative essay about the effects wild animals and humans have on each other when they live in the same area.
- Use information from the passages in your essay. Manage your time carefully so that you can
 - *read the passages;*
 - *plan your response;*
 - *write your response; and*
 - *revise and edit your response.*
- Be sure to include
 - *an introduction;*
 - *information from the passages as support; and*
 - *a conclusion that is related to the information presented.*
- Your response should be in the form of a multi-paragraph essay.
- Write your response in the space provided.

FSA ELA – Reading

(Grades 3-5)

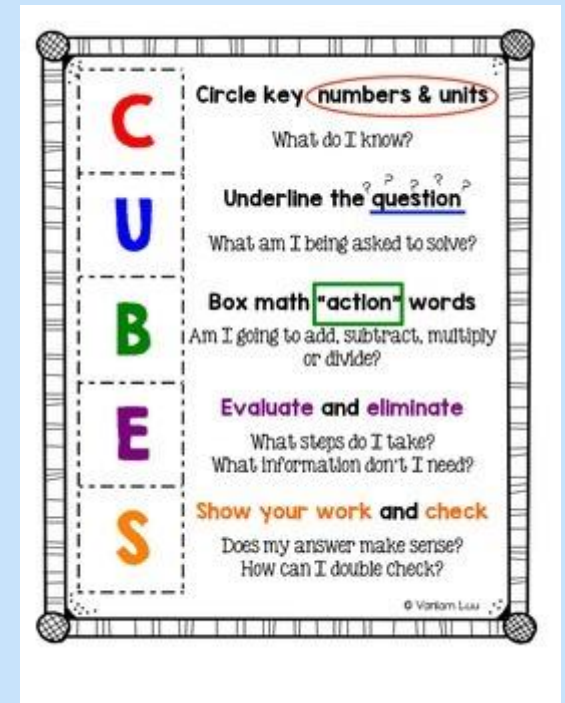
- 2 Days of 80-minute Sessions
- 56-66 Items over the Two Sessions
- Students will read texts and answer questions using details and information from the texts.
 - Multiple-choice
 - Multi-select (one or more correct answers for the same question)



FSA Math

(Grades 3-5)

- 2 days of 80-minute sessions
- 56-66 items over the two sessions
- Response Items
 - Multiple-choice (one correct answer)
 - Multi-select (one or more correct answers for the same question)
 - Gridded response



Science

(Grade 5)

- 2 days of 80-minute sessions
- 60-66 Questions over 2 sessions
 - Grade 5 : Paper based
- Response items:
 - Multiple-choice



FCAT 2.0 Science

- **Academic vocabulary** knowledge is essential.
- The reading level of the test items should be on **5th grade reading level**, except for specifically assessed science terms or concepts.
- Some words used in the Grade 5 benchmarks are above grade level.
- Test items that include a collection of data should require the student to **analyze or interpret that data** (e.g., use data from a scenario to identify a trend) rather than retrieve information directly from a passage, chart, graph, or table.
- Student must **apply knowledge** of science concepts taught throughout K-5.
- Distractor rationales should represent computational or conceptual errors commonly made by students who have not mastered the assessed concepts.

FSA SCORES

- **Level 5:** Students at this level demonstrate **mastery** of the most challenging content of the Florida Standards
- **Level 4:** Students at this level demonstrate **proficient success** with the challenging content of the Florida Standards. (Grade Level)
- **Level 3:** Students at this level demonstrate a **satisfactory** level of success with the challenging content of the Florida Standards.
- **Level 2:** Students at this level demonstrate a **below satisfactory** level of success with the challenging content of the Florida Standards.
- **Level 1:** Students at this level demonstrate an **inadequate** level of success with challenging content of the Florida Standards.

MANDATORY 3rd Grade RETENTION

- Students must earn an FSA Reading score of Level 2 or higher on a scale of 1 – 5 in order to be promoted to 4th Grade.
- Students who score at Level 2 on FSA Reading are considered below grade level and will struggle with the content in the next grade level.
- Certain “Good Cause” Exemptions may apply.

3rd Grade

Good Cause Exemptions

1. **Limited English proficient** students who have had less than 2 years of instruction in an English for Speakers of Other Languages program based on the initial date of entry into a school in the United States.
2. Students with disabilities whose **individual education plan** indicates that participation in the statewide assessment program is not appropriate, consistent with the requirements of 1008.212.
3. Students who demonstrate an acceptable level of performance on an **alternative standardized reading or English Language Arts assessment** approved by the State Board of Education.
4. A student who demonstrates through a student **portfolio** that he or she is performing at least at Level 2 on the statewide, standardized English Language Arts assessment.
5. Students with **disabilities** who take the statewide, standardized English Language Arts assessment and who have an individual education plan or a Section 504 plan that reflects that the student has received **intensive instruction** in reading or English Language Arts for more than 2 years but still demonstrates a deficiency **and** was **previously retained** in kindergarten, grade 1, grade 2, or grade 3.
6. Students who have received intensive reading intervention for 2 or more years but still demonstrate a deficiency in reading and who were **previously retained** in kindergarten, grade 1, grade 2, or grade 3 for a **total of 2 years**. A student may not be retained more than once in grade 3.

Asking Questions about the Test

- Because the content of statewide assessments is secure, students are asked not to talk about the test questions, passages or their responses. Students are asked to sign a **Testing Rules Acknowledgement**, which states: *“Because the content in all statewide assessments is secure, you may not reveal details about the writing prompt or passages to anyone. This includes any type of electronic communication, such as texting, emailing, or posting online, for example, on websites like Facebook, Twitter, Snapchat or Instagram.”*
- **While students may not share information about secure test content after testing, this policy is not intended to prevent students from discussing their testing experiences with their parents and families.**
- Parents are encouraged to ask how their child’s day went and continue to promote student success by offering positive support and feedback

Parent Support on Test Dates

- **Encourage your child to RELAX and do his/her best.**
- **Be at school every day and *on time*!!**
 - If you must make a doctor's appointment, please make it for a non-testing day.
 - Make-up tests are offered, but students generally perform better with their regular group.
- **Be sure your child is well rested for all testing days.**
 - Try to reorganize after-school activities so that your child is attentive and has the energy to perform to his/her best ability.
- **If your child wears a hearing aid or eyeglasses, be sure he/she remembers to use them during all testing sessions.**
- **Eat a good breakfast on mornings of tests.**

Preparation & Monitoring at School

- Standards-based Instruction (Whole Group)
- Small Group Instruction (Reteach)
- Intervention
- Tutoring for Identified Students of Need
- Push-In Support
- Mock FSA Practice
- i-Ready Diagnostics & Growth Monitoring
- Data Analysis to Adjust Instruction

Test Anxiety



4 TIPS

To Help Students Reduce Test Anxiety

Sufficient Sleep

According to the [National Sleep Foundation](#), elementary students need 11 – 13 hours of sleep, and older students need 10 – 11 hours. Getting enough rest is important not just for our overall health, but it can also improve our ability to focus, learn, and retain facts.

1. Remind students to get plenty of sleep the night before an exam.
2. Notify parents of an upcoming test and emphasize the need for plenty of sleep.

Brain Food

Students can have trouble concentrating on an empty stomach, and junk food can cause sugar spikes followed by sharp crashes. [Research shows](#) that eating a healthy diet improves students' focus, mental capacity, and exam performance.

1. Encourage students to maintain a healthy diet and study on a full stomach to improve retention.
2. When possible, administer tests after meal times — e.g. first thing in the morning or after lunch period.
3. Bring in a healthy snack for your students to eat right before they start the exam.

Relaxation Techniques

Calming exercises such as yoga, meditation, and deep breathing can be an effective way to reduce test anxiety and settle students' nerves. Students can benefit from practicing these techniques on a regular basis, beyond exam day.

1. Take a few minutes before the exam to practice stress-reducing [yoga](#) or other calming exercises.
2. Teach students [breathing exercises](#) and have them practice them before and during the test.
3. Try [these additional relaxation activities](#) with students to reduce their stress before an exam.

Growth Mindset

Stress and anxiety can often cause students to experience negative thoughts and self-criticism. Promoting a growth mindset can help students overcome these feelings. It's important for students to understand that a test is a snapshot in time, and improvements can be made to improve performance in the future.

1. As a class, come up with one or two growth mindset phrases, such as "I can do this!" Chant these phrases together before starting the exam.

[This article](#) uses *The Hunger Games* to illustrate how a growth mindset can improve student learning and reduce test-related stress. Have fun sharing these techniques with students.

Test Taking Tips

Get plenty of sleep and eat breakfast

Be prepared with pencils and erasers

Take a deep breath and relax

Read the questions carefully

Look at all of the choices before you answer

Eliminate the answers you know are wrong

Show work on paper and check your work when you are done

Pace yourself and answer every question

Fill in multiple-choice bubbles fully and completely

And think positively and try your best

©2018 K12LAW.COM

Resource Practice for Home

- Practice tests are available on the FSA Portal for students to practice on their own. Parent and students may access the FSA Practice tests using the link below:

<http://fsassessments.org>

The screenshot shows the Florida Standards Assessments (FSA) Portal homepage. The top navigation bar includes links for Home, Students & Families, Test Administration, Technology Resources, and About the FSAs, along with a search bar. The main content area is divided into three columns. The left column contains four menu items: Students & Families, Test Administration, Technology Resources, and About the FSAs. The middle column features a 'Welcome to the FSA Portal' message, followed by a paragraph explaining the purpose of the assessments, a link to the NGSSS EOC Assessments page, and a link to Florida standards and course descriptions. Below this is a Twitter feed for the Florida Department of Education (@EducationFL). The right column contains a vertical stack of buttons for various services: Administer the FSA, Secure Browser, FSA Resources, Practice Tests, FSA Reporting System, TIDE, TIDE Inbox, and Visit FDOE.

Home Students & Families Test Administration Technology Resources About the FSAs Search Resources

Florida
Standards Assessments

Welcome to the FSA Portal

This portal is your source for information about the Florida Standards Assessments.

Florida's K-12 assessment system measures students' achievement of Florida's education standards, which were developed and implemented to ensure that all students graduate from high school ready for success in college, career, and life. Assessment supports instruction and student learning, and test results help Florida's educational leadership and stakeholders determine whether the goals of the education system are being met.

For information about Statewide Science or NGSSS EOC Assessments, please visit <http://www.fldoe.org/accountability/assessments/k-12-student-assessment>.

For more information about Florida standards, course descriptions, and standard resources, please visit www.cpalms.org.

Students & Families

Test Administration

Technology Resources

About the FSAs

Administer the FSA

Secure Browser

FSA Resources

Practice Tests

FSA Reporting System

TIDE

TIDE Inbox

Visit FDOE

FDOE on Twitter

Tweets by @EducationFL

Florida Department of Education
@EducationFL

Kenneth Hulton is the District Assistant Principal of the Year for @WaltonCountySD! Congratulations, Kenneth! #FLedu

Resources to Use at Home

➤ FSA Website:

- www.fsassessments.org
 - ✓ Sample Tests
 - ✓ Question Types
 - ✓ Information for Parents & Students

➤ 5th Grade Science Website:

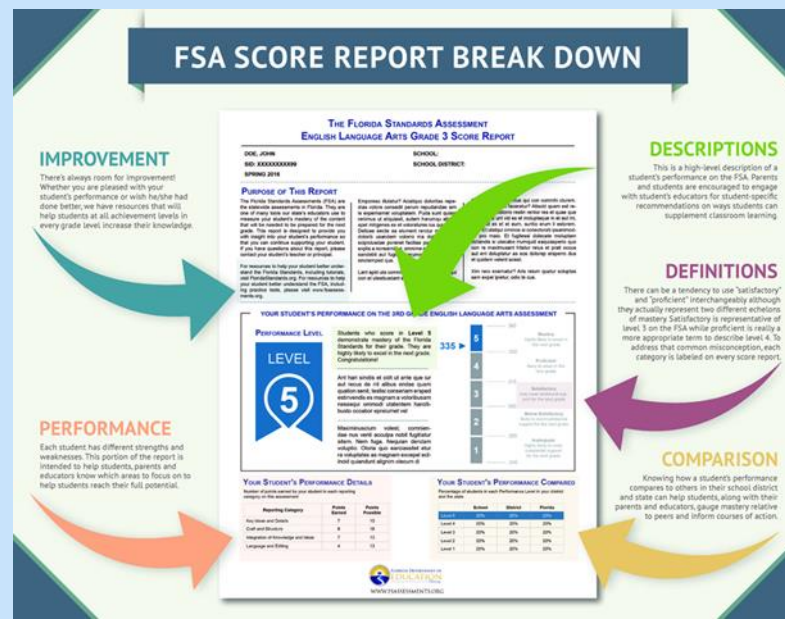
- <http://www.fl DOE.org/accountability/assessments/k-12-student-assessment/science.shtml>

➤ i-Ready:

- <https://launch.ocps.net>
 - ✓ Username is Child's Student Number and
 - ✓ Password is Child's Date of Birth -YYYYMMDD

RELEASE of SCORES

- 3rd grade reading scores are released electronically to the schools by the end of May.
- Other assessments scores are released in July.
- Districts report scores to schools, then notification is sent to parents.
- Parents/families will receive a paper score report after scores are distributed to the districts.



Return of Score Reports

- Since scores arrive over the summer, parents can provide a self addressed, business sized, stamped envelope before the end of the school year.
- Scores will also be available for pick up in person during summer office hours.
- Scores not mailed out or picked up will be sent home with the student at the beginning of the next school year.



School Grade Points

School Grade	Percentage Points Earned
A	62% & Above
B	54% - 61%
C	41% - 53%
D	32% - 40%
F	31% & Below

School Grade 2019 & 2020 GOAL

18-19

B: 59 Points

FSA/FSAA	ELA	Math	Science
Proficiency	65%	71%	65%
Learning Gains	63%	62%	
Lowest 25% Learning Gains	58%	29%	

19-20

A: 65 Points

FSA/FSAA	ELA	Math	Science
Proficiency	70%	75%	70%
Learning Gains	65%	65%	
Lowest 25% Learning Gains	65%	50%	

2020 Testing Schedule

2020 Testing Schedule

Grade Level	Assessments	Dates
3	FSA ELA – Reading Session 1	April 1, 2020 (Dismissal at 3:00 p.m.)
	FSA ELA – Reading Session 2	April 2, 2020
	FSA Mathematics Session 1	May 7, 2020
	FSA Mathematics Session 2	May 8, 2020
4	FSA ELA – Writing	April 1, 2020 (Dismissal at 3:00 p.m.)
	FSA ELA – Reading Session 1	May 4, 2020
	FSA ELA – Reading Session 2	May 5, 2020
	FSA Mathematics Session 1	May 7, 2020
	FSA Mathematics Session 2	May 8, 2020
5	FSA ELA – Writing	April 1, 2020 (Dismissal at 3:00 p.m.)
	FSA ELA – Reading Session 1	May 4, 2020
	FSA ELA – Reading Session 2	May 5, 2020
	FSA Mathematics Session 1	May 7, 2020
	FSA Mathematics Session 2	May 8, 2020
	NGSSS – Science Session 1	May 11, 2020
	NGSSS – Science Session 2	May 12, 2020
	Physical Education	May 18, 2020
	Music	May 20, 2020
	Art	May 21, 2020

QUESTIONS?

Thank you for taking time out of your busy schedule to attend today!

We appreciate the commitment you have shown toward your child's education!